



# Coeli SICAV I - Frontier Markets Fund

## Fact sheet as at December 2023

This presentation is intended for marketing purposes for this Sub-Fund, a sub-fund of Coeli SICAV I. The information is not intended as a personal recommendation to make an investment. The information provided herein does neither constitute any professional financial-, legal- or tax advice.

### Fund Overview

Base Currency	USD
Total Fund Assets	134 MUSD
Total Strategy Assets	510 MUSD
Inception Date	2014-02-28
Benchmark	MSCI FM <sup>1)</sup>

### Summary of Investment Objective

The fund aims to achieve long-term capital growth by investing in companies within the global Frontier Markets universe. The strategy combines top-down country assessment with bottom-up stock selection to seek out high quality companies. Key selection criteria are sound underlying business fundamentals, prudent management with strong integrity, high return on capital and well-positioned to take advantage of the on-going structural changes in the Frontier Markets.

### Fund Management

Hans-Henrik Skov
James Bannan

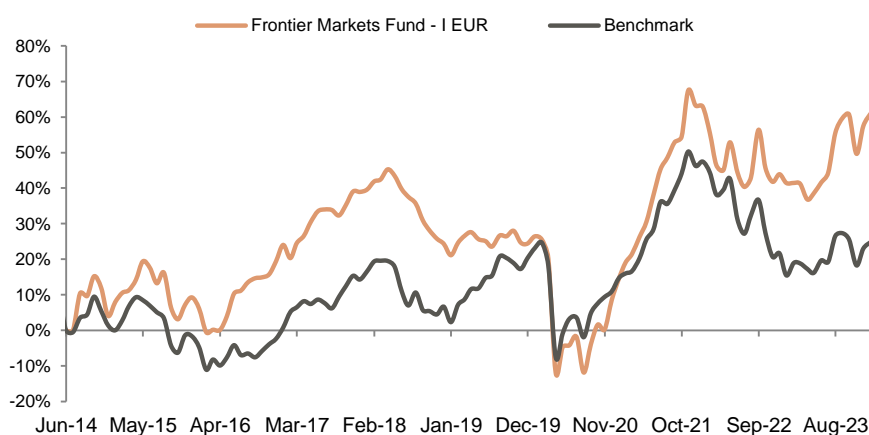
### Performance

#### Performance in Share Class Currency (EUR) <sup>2)</sup>

Fund Measures	COELI FM	MSCI FM
Trailing P/E	7.7	11.7
Forward P/E	6.8	10.1
P/B	1.5	1.6
Dividend yield	4.5%	4.0%
Current ROE	30.7%	14.1%
Current ROA	8.8%	2.6%

### Top Holdings (%)

FPT CORP	9,3%
JSC KASPI.KZ GDR-REG S	9,2%
GEORGIA CAPITAL PLC	7,6%
MOBILE WORLD INVESTMENT CORP	6,4%
HALYK SAVINGS BANK-GDR REG S	5,6%



### Performance in Share Class Currency (%)

	1 Mth	3 Mths	6 Mths	1 Yr	3 Yrs	Fully opr. <sup>2)</sup>	Since Inception. <sup>4)</sup>
Frontier Markets Fund - I EUR <sup>3)</sup>	2,2%	0,1%	11,5%	13,8%	40,5%	52,4%	60,9%
Benchmark (EUR)	1,4%	-0,6%	4,6%	8,1%	8,8%	24,8%	45,8%
Frontier Markets Fund - I USD <sup>3)</sup>	3,6%	4,8%	13,0%	17,9%	27,3%	N/A	
Benchmark (USD)	3,0%	4,0%	6,0%	11,6%	-1,6%	N/A	

### Discrete Annual Performance in Share Class Currency (%)

	2023	2022	2021	2020	2019	2018	2017
Frontier Markets Fund - I EUR <sup>3)</sup>	13,8%	-13,2%	42,2%	-9,4%	4,4%	-13,2%	13,9%
Benchmark (EUR)	8,1%	-21,7%	28,6%	-6,8%	20,3%	-12,2%	15,7%
Frontier Markets Fund - I USD <sup>3)</sup>	17,9%	-17,9%	31,5%	-0,9%	2,4%	-17,3%	29,5%
Benchmark (USD)	11,6%	-26,3%	19,7%	1,4%	18,0%	-16,4%	31,9%

<sup>1)</sup> MSCI Frontier Markets NTR in EUR <sup>2)</sup> The fund was able to invest in all markets from 2014-06-01 <sup>3)</sup> Return reflects underlying NAV <sup>4)</sup> Share Class - I USD was not launched at inception date of the strategy.

### How to Contact Coeli

Coeli Asset Management

Sveavägen 24 -26

SE -111 57 Stockholm

Phone: +46 8 506 223 10

E-mail: [info@coeli.com](mailto:info@coeli.com)

[www.coeli.com](http://www.coeli.com)



# Coeli SICAV I - Frontier Markets Fund

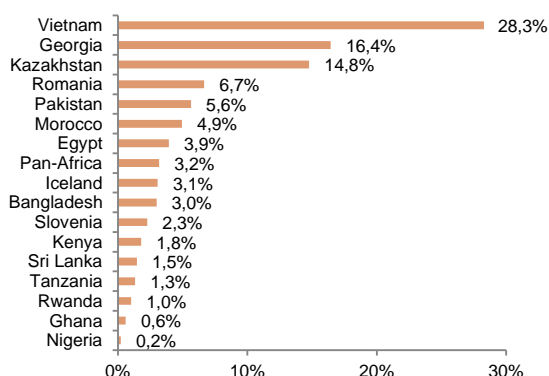
Fact sheet as at December 2023

## Share Class Information

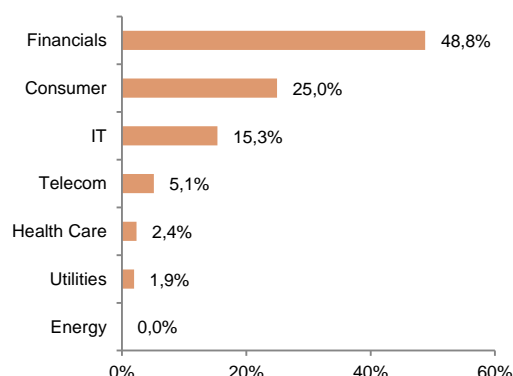
Share Class	Incep-date	NAV	Fees		Fund Identifiers		
			Mgm. Fee	Ongoing Charges	Performance Fee	Bloomberg ID	ISIN
Frontier Markets Fund - I EUR	2014-02-28	160,91	1,25%	1,67%	10% <sup>5)</sup>	COELIIE:LX	LU1028962204
Frontier Markets Fund - R EUR	2014-03-21	147,62	2,50%	2,97%	No	COELIRE:LX	LU1028962113
Frontier Markets Fund - I-D EUR	2014-07-25	110,10	1,25%	1,67%	10% <sup>5)</sup>	COELIID:LX	LU1084153631
Frontier Markets Fund - I SEK	2014-02-28	201,58	1,25%	1,59%	10% <sup>5)</sup>	COELIIS:LX	LU1028962030
Frontier Markets Fund - R SEK	2014-02-28	181,89	2,50%	2,97%	No	COELIRS:LX	LU1028961909
Frontier Markets Fund - I USD	2014-11-06	130,59	1,25%	1,67%	10% <sup>5)</sup>	COELIU:LX	LU1028962469

<sup>5)</sup>10% above fund's benchmark with high watermark. For further information, please see the Key Investor Information Document.

## Country allocations



## Sector allocations



## Risk Disclaimer

This is a marketing communication.

Before making any final investment decisions, please refer to the prospectus of Coeli SICAV I, its Annual Report, and the KIID of the relevant Sub-Fund. Relevant information documents are available in English at [coeli.com](https://coeli.com). A summary of investor rights will be available at <https://coeli.com/regulatory-information-coeli-asset-management-ab/>. Past performance is not a guarantee of future returns. The price of the investment may go up or down and an investor may not get back the amount originally invested.

## Disclaimer

This presentation is not intended to be distributed in the USA or other countries where the content or the distribution may be prohibited. The fund described herein may not be offered or sold to US citizens or residents of the USA or to a corporate, partnership or other entity created or organized in or under the law of the USA.

Although the information has been based on sources deemed to be reliable, Coeli cannot guarantee its accuracy and assumes no liability whatsoever for incorrect or missing information nor for any loss, damage or claim arising from the use of the information in this presentation.

## Additional Information

Additional information about the Sub-Fund can be obtained from the Coeli SICAV I prospectus and the Sub-Fund's KIID. These documents are available free of charge in English at the Investment Manager's website, [www.coeli.se](http://www.coeli.se)



## How to Contact Coeli

Coeli Asset Management

Sveavägen 24 -26

SE -111 57 Stockholm

Phone: +46 8 506 223 10

E-mail: [info@coeli.com](mailto:info@coeli.com)

[www.coeli.com](http://www.coeli.com)